
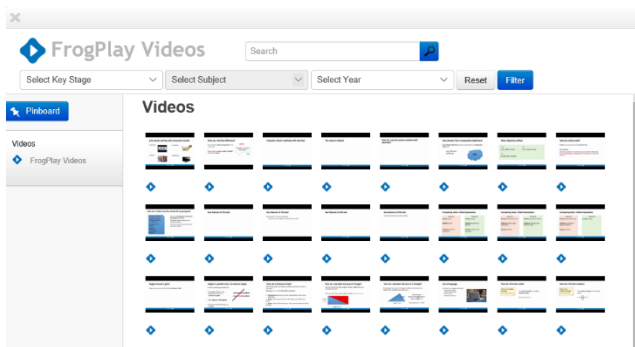


FrogPlay contains hundreds of short videos against the English and Maths content to help students lead their own learning. These videos are presented to a student to help with a quiz or teachers can access these videos as whole class resources to demonstrate with.

### FrogPlay Videos Application

From the navigation bar, click on  and then




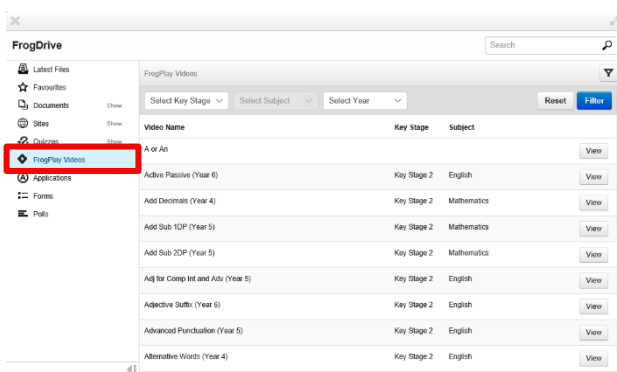
If you know the name of the video or the topic then use the Search bar to find videos. For example, type in 'Nouns' and it will list all videos containing the word Nouns in the title.

Alternatively use the filters to help you find relevant videos.

*Note: Presently only English and Maths contain videos. We are adding more on a regular basis.*

### FrogPlay Videos in FrogDrive



From the navigation bar, click on  to open FrogDrive

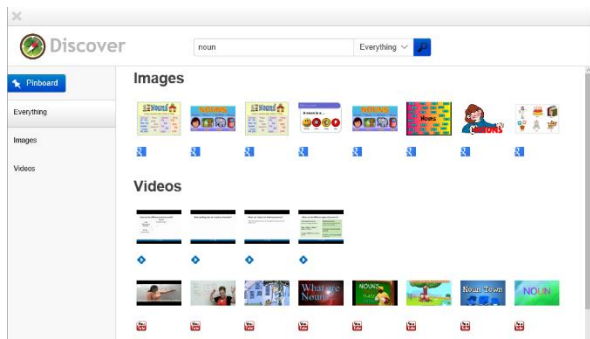


Select FrogPlay Videos

Again if you know the name of the topic you can use the Search bar or can use the filters to narrow the selection.

## FrogPlay Videos in Discover/Discover Plugin


From the navigation bar, click on  and then 



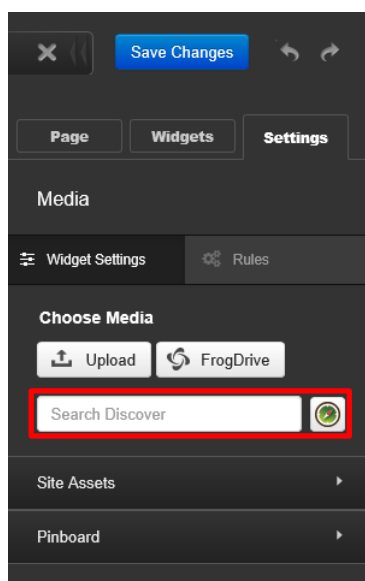
Discover is a powerful tool for letting you find assets searching a variety of sources.

Inside the Discover Application, if you search for 'Noun' it will search Google Images, youTube and now also FrogPlay videos for assets that may be useful.

You can 'Pin' these assets to a clipboard for use when building sites.

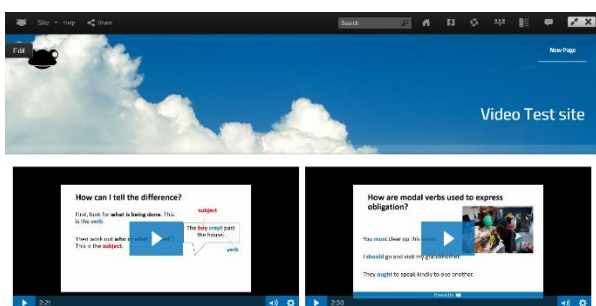


There is also a 'Discover Plugin' built into the Media widget in FrogSites.



When creating a site you can add a media widget to a page and then upload images/videos from FrogDrive, your own computer or the Discover Plugin.

As before, search for 'Nouns' and it will find related videos which can be linked to the site.



FrogPlay videos make a great addition to the site and can be combined with FrogPlay Quizzes and other assets/links to quickly make revision or homework sites ready for students.