


From **The Student Room**, click the **3-D Graph** on your desk OR click on the  on the **Navigation bar**

followed by the Reports icon

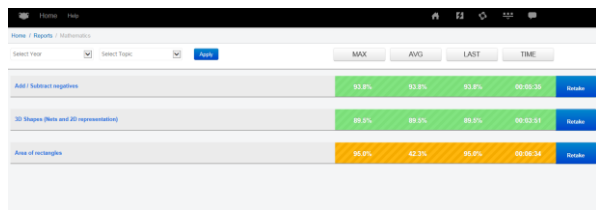


This is the main 'My Reports' section. From here you can view how well you are doing in each subject – which exercises you are doing well and which ones you need to improve. You can see your progress over time and even which specific questions you need to improve.

Stage 1: Selecting Key Stage and Subject



- a) Select the Key Stage in the left hand side. This will show only the subjects you have attempted at that level.



- b) If you click on one of the subject names, it will filter to show you the exercises you have attempted within that subject and the percentages you have attained within them.

- c) From here you can choose to retake an exercise, sort by highest (max) score, average score and last score or on time spent.

You can also click on the exercise to take a more in depth look at it.

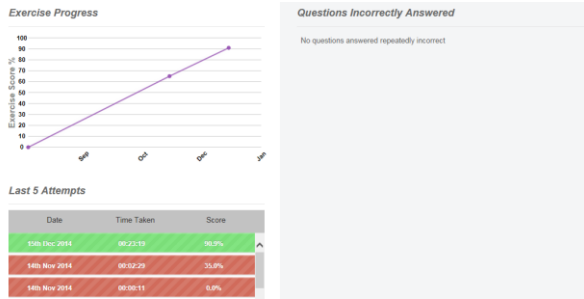
Note: Exercises completed will default as the following UNLESS your school has manually changed the preferences:

Red (<40%)

Amber (40-59%)

Green (60%+)

Stage 2: Viewing the detailed report



a) Once the exercise is selected, it will show you your results.

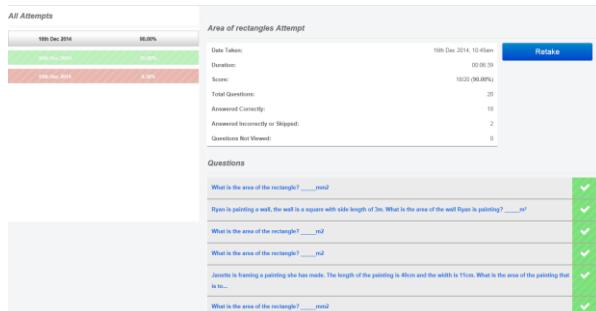
The page will show a graph of progression over time, the last 5 attempts you have made (colour coded with Red/Amber/Green) and a summary of questions which have been answered incorrectly on more than one occasion.

b) To see a snap shot for how you performed on a specific attempt, click on one of the dates and it will break it down further for you.

Last 5 Attempts

Date	Time Taken	Score
16th Dec 2014	00:06:39	90.0%
16th Dec 2014	00:05:49	95.0%
15th Dec 2014	00:00:45	9.4%

c) From here you can see your previous attempts, when you attempted the exercise, how long it took to complete, your score, you're correct and incorrect answers and how many questions you did not view.



You can also retake the exercise.

NOTE: If the exercise is one of the FrogPlay quizzes for English or Maths then you will also notice a short video lesson designed to help you if you are struggling on the task.